



IMGA

APRIL 2023

NEWSLETTER

The world of Mounted Games is in full swing at this time of year. Our Southern Hemisphere countries are continuing with their season as the Northern Hemisphere starts its own.

Each country faces its own individual challenges but around the world there are common issues to deal with - rising costs and falling numbers of riders being the major concerns.

Not much we can do about fuel prices, increasing feed costs for our ponies - but what about entry fees for competitions? Often we hear that costs of entry fees are too high and that this is to blame for fewer riders participating. Yet, if we put ourselves in the place of competition organisers, we would see the costs of arena hire, stabling, generators etc also increasing. It is so easy to say that organisers are making a profit but this is rarely the case these days and indeed, some of our major competitions are making losses recently.

**What about sponsorship? Some of our riders are kindly offering products as prizes at competitions and these are gratefully received. But do we know of any major sponsorship possibilities? If you have any contacts who might consider our dynamic sport as a sponsorship possibility, please contact the following address:
IMGA.Chairman@Mounted-Games.org**

2023 CHAMPIONSHIPS

World Team Championship Australia

October 8-15

Arrival 8 Familiarisation 8-10

Competition 11-14 Departure 15



World Pairs Championship Denmark

July 17-23

Competition 19-22



World Individual Championship France

August 1-5

Arrival July 30-31 Competition August 1-5

Departure 6



European Team and Individuals Championship England

August 8-13

Arrival August 7

Individuals start August 8

Teams start August 10

Finish August 13 Departure 14



Nations Championship South Africa

Cape Town

Stellenbosch December 15-17



Professional Mounted Games Equipment



www.ponymateriels.com



PG Sportswear

Create your own Team Kit



Top tips for referees from our chief Referee, Alun

1.	Read and understand your rule book. Every rule is there for a reason. Think about the reasoning when applying rules.
2.	Remember to keep calm in heated situations when others are losing their cool.
3.	Don't show any pleasure when eliminating teams/ rider. Always give feedback on ruling to riders concerned if they feel it was unjustified.
4.	Whilst we have use video to decide close finishes in races, we only have Flag and Whistle to control the start. Whilst we are never going to get perfect starts every time, set yourself high standards and look to get all riders away within a length of a pony.
5.	Secret of good starts is to instil discipline on penalty line then control speed of ponies approaching line. If riders and ponies come in out of line, or too fast then keep the flag up. Riders' cooperation is essential for fair starts.
6.	Never put assistant referees in conversation directly with yourself and rider/trainer. Make sure you keep those conversations separate: only assistant referee or only rider/trainer
7.	If I ever come up against a situation that I have never dealt with before, I would look at what would apply with that situation in another type of game. This sometimes makes it easier to decide how to deal with the situation.
8.	When approached by assistant referees to report error, always ask them to describe fully the incident they have seen. Ask open questions that require more than yes/no answer.

9.	<p>When assistant referee starts the conversation with” I think “ , then I’m already thinking on lines of benefit of doubt. Ask the appropriate questions to find out exactly what they have seen. If they are still not sure of the situation, then you may wish to consult with other assistant referees if no clear evidence is available, then benefit of doubt should be given to rider.</p>
10.	<p>Referees in all sports receive criticism from spectators and competitors alike many of whom are not actually fully aware of the rules. This criticism goes with the role and you need to be able to let this criticism go over your head. It may. As long as you have confidence in your knowledge of the rules and that you have implemented them in a correct manner then you are fulfilling an important role</p>

You will sometimes think “why am I doing this role?”Then you realise that without referees the sport couldn’t continue. You also think of all the enjoyment you have had out of it, all the opportunities you have to travel to new places, all the friends you have made.

We always need to get more people involved in refereeing. Why not give it a try by shadowing another referee or contacting your National Referee Liaison Officer who can arrange for your training?

If you any queries please feel free to contact me anytime:

IMGA.Referee@Mounted-Games.org



**Advertise your products and
company here!
Full page adverts costs only £20**

All the proceeds from the advertising
within our Newsletters will go
towards IMGGA's **Charity day**.

Our next **Charity day will be held at
the European Championships 2023
on Saturday 12 August in aid of
The Stroke Association**

**See your business and products
advertised round the World.**

And all for a great cause!

Training tips from World Champion Colin



BE CONSISTENT IN YOUR TRAINING. Whatever level you are playing at, you have to be consistent in your training. Training helps to develop automatism with your horse on one hand but on the other hand it also helps to develop muscle memory of the technical gestures you are doing. This means that when you are competing you don't have time to think about how to place your hand on the bottle, the ball, the mug or whatever. But if you've repeated it enough during training you will automatically do it well.

ANTICIPATE, no matter what race it is or what technical gesture you are going for, you have to anticipate it. This means that if you are doing a technical gesture at the last minute by definition you didn't anticipate, your right hand was not forward soon enough, and so your technical gesture is not going to be clean and smooth resulting in making a mistake most of the times. Anticipating doesn't have anything to do with the speed you are going at, it's just about making sure that you are ready to work on the equipment whenever you arrive close from it.

LEAN DOWN!

I have lost count of how many mistakes I saw happening only because the rider didn't lean down enough. It's easier said than done but it's a fact ! The more you lean down, the closer you are from the equipment and the more precise you will be on your technical gesture. Be careful this implies that your horse knows where it has to go and respect the pace you told him to go. And this last sentence brings me to the next piece of advice.

DO THE THINGS IN THE RIGHT ORDER.

I have always believed there were 3 different phases before each technical gesture.

1st theTRAJECTORY

, if you are not at the right place you can be as good as you want it doesn't matter. So first of all make sure your pony is in the right position for the technical gesture you are going to do (not too close/ not too far/ not too straight / not too turned.. depending on the race) .

2nd is what i call the TRANSITION.

It's basically the phase where you slow down your pony at the speed you want to do your technical gesture at. Make sure you are not doing the technical gesture on increasing speed phase but on a decreasing speed phase. This will give you the second you need to make your technical gesture properly with the right amount of precision and lightness.

3rd the TECHNICAL GESTURE phase.

Once you have made sure the first two phases are well under control then you can do whatever you have to do without worrying about anything else than just the technical part of the put on or pick up or whatever it is.

MAKE SURE YOUR PONY IS TRAINED ENOUGH.

Well this doesn't need much explanation, they are the athletes in the pair we form with them and as much as we love them and take care of them we do have to respect them enough to give them a proper training for them to face the intensity of a games competition. I'm not talking about games training but cardio training, dressage training, muscle training....


WORK ON YOUR STRESS.

We as riders do have factors of performances, Athletic form, technical abilities and dealing with our stress. Stressing is part of the game, it's a natural reaction of your physical system to an internal or external stimulation. However if you don't manage to deal with the stress you are feeling your performances won't be as good as they could be. Work on accepting it and turning it into one of your strengths and not one of your weakness points.




Western Cape MGA


Development Programs




Cape Town Uni city, coaching run by Clare Cole.




WESTERN CAPE MGA




Cape Winelands District & Nick Sloan our National Chairperson



West Coast District, coaching run by Joshua Menhincik



Coaching by Joshua, at weekly lessons



Pony Schooling session, the importance of ponies being on your aids. You never to young to learn.

ASSISTANT REFEREE QUIZ QUESTIONS

19. Rider 2, Team 1, Lane 4 vaults on after crossing the stepping stones and crosses into Lane 5 where Rider 2, Team 2 is trying to vault on. The Team 2 pony stops because of the Team 1 pony but this makes it easier for the Team 2 rider to vault on :

- a] Team 1 is eliminated for obstruction**
- b] Team 2 is eliminated for receiving help**
- c] Teams 1 and 2 are both eliminated**

20. Riders 3 and 4 knock over the first pole they come to in Pony Pairs :

- a] They must replace the pole and both go round it the same way as before**
- b] They must replace the pole and both go round it but not necessarily the same way as before**
- c] They must replace the pole and start again from the changeover line**

21. Team 1, Lane 1 breaks the 3rd pole in Speed Weavers leaving a long, sharp piece pointing at an angle. The referee :

- a] Stops the race, decides whether to eliminate Team 1 or not and then re-runs the race**
- b] Allows the race to continue but tells Team1 to stop**
- c] Stands near the pole and allows the race to continue**

19.

Le cavalier 2, Equipe 1, Ligne 4 fait un à terre à cheval après avoir traversé les marches et entre dans la ligne 5 où le cavalier 2 de L'équipe 2 essaie de faire un à terre à cheval. Le poney de l'équipe 2 s'arrête à cause du poney de l'équipe 1 mais c'est alors plus facile pour le cavalier de l'équipe 2 de faire un à terre à cheval :

- a) L'équipe 1 est éliminée pour gêne**
- b) L'équipe 2 est éliminée pour aide**
- c) Les équipes 1 et 2 sont éliminées toutes les deux**

20.

Les cavaliers 3 et 4 renversent le premier piquet lors du jeu de la Corde :

- a) Ils doivent replacer le piquet et tous les deux ils doivent le passer du même côté qu'initialement**
- b) Ils doivent replacer le piquet et le passer mais pas nécessairement du même côté qu'initialement**
- c) Ils doivent replacer le piquet et recommencer de la ligne de départ**

21.

L'équipe 1, Ligne 1 casse le 3ième piquet dans le jeu du Slalom, laissant un morceau long et pointu à l'oblique. Le juge-arbitre :

- a) Arrête le jeu, décide soit d'éliminer l'équipe 1 ou pas et puis recommence le jeu**
- b) Permet au jeu de continuer mais dit que l'équipe 1 doit s'arrêter**
- c) Se met à côté du piquet et permet de continuer le jeu**

ANSWERS ON BACK PAGE

**EUROPEANS TEAMS AND INDIVIDUALS 2023
AT ONLEY EQUESTRIAN SHOWGROUND, ENGLAND**

**SATURDAY 20 AUGUST IS
OUR IMGA CHARITY DAY IN AID OF THE**



**WEAR SOMETHING ORANGE TO SUPPORT THIS
GREAT CHARITY**

**Find our fundraising page on GivePenny!
Here's the link to it:**

**[https://givepenny.com/chris_wheeler_fundrai
se_your_way](https://givepenny.com/chris_wheeler_fundraise_your_way)**



**Available to buy: orange t-shirts
and orange bucket hats!**



England Mounted Games Association
is delighted to inform you
that entries for the IMGA European
Championships are now OPEN -

euro23entries@outlook.com

We are looking forward to welcoming
you all to the beautiful



Onley Grounds Equestrian Complex

Mon 7th - Sun 14th August 2023



All details can be found on:



IMGA European Championships 2023



imga_europeanchampionships2023



Enquires to - englandmga@gmail.com

www.Englandmga.co.uk

WORLD INDIVIDUALS

**Included : camping pitch, 1 stable,
breakfast from tuesday to saturday and
gala dinner**

WEDNESDAY 2ND TO SATURDAY 5TH AUGUST

ENTRY : 450 €

REGISTRATION ON BEMOGA

WEBSITE UNTIL MAY 15TH

**You also have to book in advance hookup
and meal package for the week**

Arrivals starts on Monday July 31st

**Opening ceremony on Tuesday August
1st (afternoon)**

Gala dinner on Saturday night

ACCOMODATION ON SITE :

IF YOU HAVE ANY QUESTIONS :

IMGA@labonde.org

And follow our Facebook page

@competlabonde

**DOMAINE EQUESTRE DE LA BONDE, 3 RTE DE
BEZU 27140 SAINT DENIS LE FERMENT**

SOUTH AFRICA



Mounted Games

WTC 2017



WESTERN CAPE MOUNTED GAMES

**invites you to the
2023**

**NATIONS Team Championships
In the beautiful and world famous
Cape Winelands district, CAPE TOWN
FROM THE 11 - 17 DECEMBER 2023**



**World Pairs Championship 2023
From the 17th to the 23rd of July
2023 Mounted Games Association
Denmark will welcome riders and
their families from all over the world
on Vallensbaek Equestrian Centre for
the WPC 2023.**

**The entry date is 1st of April, and the
startlists will be out in the beginning
of April. On www.mounted-games.dk
you will find all information about
WPC 2023, and you can enter by our
webshop on the website.**

mgadk@live.dk



Sunday 8th Rider and Pony arrival

Welcome Dinner

Monday 9th Pool pony practice

Tuesday 10th Pool pony practice

Wednesday 11th Opening ceremony

Session 1

Thursday 12th

Session 2

Session 3

Friday 13th

Session 4

Final 1

Saturday 14th

Final 2

Gala Dinner

Sunday 15th Depart

AMGA - VICTORIA STATE TEAMS
Gemma Vanderydt - Litter Scoop
Emily Conn - Vaulting
Ryan Bissicks - Flag
Taylor Perkins - Hoopla



ASSISTANT REF ANSWERS 19a, 20b, 21a